

10th November, 2015

The Manager
Listing Department
Bombay Stock Exchange Limited,
P. J. Tower,
Dalal Street,
Mumbai – 400 001.

Code No. 512 229

Sub: Submission of Unaudited Financial Results for quarter and half year ended 30-9-2015

Dear Sir/Madam,


We are enclosing herewith the Unaudited Financial Results along with the Limited Review Report pursuant to Clause 41 of Listing Agreement for the quarter and half year ended 30th September, 2015 which was taken on record at the meeting of the Board of Directors of the Company held on 10th November, 2015.

Kindly acknowledge the receipt of the same.

Thanking you,

Yours faithfully,
For **VERITAS (INDIA) LIMITED**


(Mukesh Tank)
Company Secretary



Encls: As above

Shabbir & Rita Associates LLP

CHARTERED ACCOUNTANTS

To,
The Board of Directors
Veritas (India) Limited
Mumbai

Limited Review Report

We have reviewed the accompanying statement of Unaudited Financial results of M/S Veritas (India) Limited for the quarter ended 30-09-2015 except for the disclosures regarding 'Public Shareholding' and 'Promoter and Promoter Group Shareholding' which have been traced from disclosures made by the management and have not been audited by us. This statement is the responsibility of the Company's Management and has been approved by the Board of Directors. Our responsibility is to issue a report on these financial statements based on our review.

We conducted our review in accordance with the Standard on Review Engagement (SRE) 2400, engagements to Review Financial Statements issued by the Institute of Chartered Accountants of India. This standard requires that we plan and perform the review to obtain moderate assurance as to whether the financial statements are free of material misstatement. A review is limited primarily to inquiries of Company personnel and an analytical procedure applied to financial data and thus provides less assurance than an audit. We have not performed an audit and accordingly, we do not express an audit opinion.

Based on our review conducted as above, nothing has come to our attention that causes us to believe that the accompanying statement of Unaudited financial results prepared in accordance with applicable accounting standards and other recognized accounting practices and policies has not disclosed the information required to be disclosed in terms of Clause 41 of the Listing Agreement including the manner in which it is to be disclosed, or that it contains any material misstatement.

For Shabbir & Rita Associates LLP
Chartered Accountants
FRN: 109420W



(Shabbir S. Bagasrawala)
Partner
Membership No. - 039865



Place: Mumbai

Date: November 10, 2015


VERITAS (INDIA) LIMITED

Regd Office: 701 Embassy Centre, Nariman Point, Mumbai- 400 021

CIN : L23209MH1985PLC035702

PART I

STATEMENT OF CONSOLIDATED UNAUDITED FINANCIAL RESULTS FOR THE QUARTER ENDED 30 TH SEPTEMBER, 2015								(Rs. in Lacs)
		UNAUDITED					AUDITED	
		(STANDALONE)						
	PARTICULARS	Quarter ended 30-09-2015	Quarter ended 30-06-2015	Corresponding Quarter ended 30-09-2014	Six months ended 30-9-2015	Six months ended 30-9-2014	Accounting Year ended 31-03-2015	
1	Income from Operations							
(a)	Net Sales/Income from Operations (Net of excise duty)	12,067.12	14,172.31	11,848.62	26,239.43	22,987.48	50,595.01	
(b)	Other Operating Income	-	-	-	-	-	-	
	TOTAL INCOME FROM OPERATIONS (Net)	12,067.12	14,172.31	11,848.62	26,239.43	22,987.48	50,595.01	
2	Expenses							
a	Cost of Materials consumed		-	-	-	-	-	
b	Purchases of stock-in-trade	12,356.86	11,808.88	11,517.02	24,165.74	22,477.57	51,350.33	
c	Changes in inventories of finished goods, work-in-progress and stock-in-trade	(594.56)	2,000.00	8.26	1,405.44	(90.02)	(2,181.12)	
d	Employee benefits expense	90.67	88.26	77.99	178.92	137.12	304.50	
e	Depreciation and amortisation expense	16.87	14.57	1.50	31.45	32.87	58.08	
f	Other expenses	95.65	114.02	88.14	209.67	150.40	596.76	
	TOTAL EXPENSES	11,965.49	14,025.73	11,692.91	25,991.22	22,707.94	50,128.55	
3	Profit / (Loss) from Operations before Other Income, finance costs and exceptional items (1-2)	101.63	146.58	155.71	248.21	279.54	466.47	
4	Other Income	179.94	-	-	179.94	-	785.10	
5	Profit / (Loss) from ordinary activities before finance costs and exceptional items (3+4)	281.57	146.58	155.71	428.15	279.54	1,251.56	
6	Finance Costs	38.21	39.94	56.69	78.15	98.27	162.67	
7	Profit / (Loss) from ordinary activities after finance costs but before exceptional items (5-6)	243.36	106.64	99.01	350.00	181.27	1,088.89	
8	Exceptional Items	-	-	-	-	-	-	
9	Profit/(Loss) from Ordinary Activities before tax (7+8)	243.36	106.64	99.01	350.00	181.27	1,088.89	
10	Tax Expense	45.21	21.33	22.32	66.53	38.77	212.06	
11	Net Profit / (Loss) from Ordinary Activities after tax (9-10)	198.15	85.31	76.69	283.46	142.50	876.84	
12	Extraordinary Items	-	-	-	-	-	-	
13	Net Profit / (Loss) for the period (11-12)	198.15	85.31	76.69	283.46	142.50	876.84	
14	Share of Profit / (Loss) of Associates	-	-	-	-	-	-	
15	Minority Interest	-	-	-	-	-	-	
16	Net Profit / (Loss) after taxes, minority interest and Share of Profit / (Loss) of associates (13-14-15)	198.15	85.31	76.69	283.46	142.50	876.84	
17	Paid-Up Equity Share Capital (Face Value of Re. 1/- each)	268.10	242.10	242.10	242.10	242.10	242.10	
18	Reserves excluding Revaluation Reserves as per Balance Sheet of Previous Accounting Year							
19. i	Earning Per Share (before extraordinary items) (of Re.1/- each) (not annualised):							
	a) Basic	0.74	0.35	0.32	1.17	0.59	3.62	
	b) Diluted	0.74	0.35	0.32	1.17	0.59	3.62	
19. ii	Earning Per Share (after extraordinary items) (of Re.1/- each) (not annualised):							
	a) Basic	0.74	0.35	0.32	1.17	0.59	3.62	
	b) Diluted	0.74	0.35	0.32	1.17	0.59	3.62	



PART II						
A	PARTICULARS OF SHAREHOLDING					
1	Public Shareholding					
	-Number of Shares.	10,596,900	7,996,900	7,996,900	7,996,900	7,996,900
	-Percentage of Shareholding	39.53%	33.03%	33.03%	33.03%	33.03%
2	Promoters and promoter group Shareholding					
a)	Pledged/ Encumbered					
	- Number of Shares	-	-	-	-	-
	- Percentage of shares (as a % of the total shareholding of promoter & promoter group)	-	-	-	-	-
	- Percentage of shares (as a % of the total share capital of the company)	-	-	-	-	-
b)	Non-encumbered					
	- Number of Shares	16,213,100	16,213,100	16,213,100	16,213,100	16,213,100
	- Percentage of shares (as a % of the total shareholding of promoter & promoter group)	100%	100%	100%	100%	100%
	- Percentage of shares (as a % of the total share capital of the company)	60.47%	66.97%	66.97%	66.97%	66.97%

	Particulars	3 months
B	INVESTOR COMPLAINTS	
	Pending at the beginning of the quarter	NIL
	Received during the quarter	NIL
	Disposed off during the quarter	NIL
	Remaining unresolved at the end of the quarter	NIL

Notes:

- 1 The above Unaudited financial results have been reviewed by the Audit Committee and the same have been taken on record by the Board of Directors at its meeting held on 10th November, 2015.
- 2 The Statutory Auditors have carried out a Limited Review of the results for the quarter ended on 30th September, 2015.
- 3 Your Company has incorporated wholly owned subsidiary M/s Veritas Americas Trading Inc, under the laws of the State of Texas.
- 4 Previous period figures have been regrouped/rearranged wherever necessary.
- 5 The unaudited financial results of the Company for the quarter ended 30th September, 2015 are available on the Company's website "www.veritasindia.net" and Bombay Stock Exchange website "www.bseindia.com".

Place: Mumbai

Date: 10th November, 2015



FOR VERITAS (INDIA) LIMITED

(Nitin Kumar Didwania)
DIRECTOR
DIN No. 00210289

VERITAS (INDIA) LIMITED
 Regd Office: 701 Embassy Centre, Nariman Point, Mumbai- 400 021
 CIN : L23209MH1985PLC035702
Segment Reporting under Clause 41 of Listing Agreement

		UNAUDITED					Rs. In Lacs
		(STANDALONE)					AUDITED
	PARTICULARS	Quarter ended 30-09-2015	Quarter ended 30-06-2015	Corresponding Quarter ended 30-09-2014	Six months ended 30-9-2015	Six months ended 30-9-2014	Accounting Year ended 31-03-2015
1	Segment Revenue (Net Sales/ Income from each segment)						
a)	Segment A- (Trading in Goods)	12,030.38	14,158.08	11,839.93	26,188.47	22,971.97	50,570.88
b)	Segment B - (Power Generation- Windmill)	36.73	14.23	8.69	50.96	15.51	24.13
C)	Unallocated	-	-	-	-	-	-
	TOTAL	12,067.12	14,172.31	11,848.62	26,239.43	22,987.48	50,595.01
	Less: Inter Segment Revenue	-	-	-	-	-	-
	Net Sales/Income from Operations	12,067.12	14,172.31	11,848.62	26,239.43	22,987.48	50,595.01
2	Segment Results (Profit before tax and interest from each Segment)						
a)	Segment A- (Trading in Goods)	76.62	148.86	168.30	225.47	294.76	498.51
b)	Segment B - (Power Generation- Windmill)	25.00	(2.28)	(12.59)	22.73	(15.22)	(32.05)
C)	Unallocated	179.94	-	-	179.94	-	785.10
	TOTAL	281.56	146.58	155.71	428.15	279.54	1,251.55
	Less:						
	i. Interest	38.21	39.94	56.69	78.15	98.27	162.67
	ii. Other Un-allocable Expenditure net off	-	-	-	-	-	-
	iii. Un-allocable income	-	-	-	-	-	-
	TOTAL Profit / (Loss) before Tax	243.35	106.64	99.01	350.00	181.27	1,088.88
3	Capital Employed (Segment assets- Segment Liabilities)						
a)	Segment A- (Trading in Goods)	13,882.05	11,243.51	10,581.64	13,882.05	10,581.64	11,108.08
b)	Segment B - (Power Generation- Windmill)	484.86	450.28	401.86	484.86	401.86	425.74
C)	Unallocated	-	-	-	-	-	-
	TOTAL	14,366.91	11,693.79	10,983.50	14,366.91	10,983.50	11,533.82

Place: Mumbai
 Date: 10th November, 2015




FOR VERITAS (INDIA) LIMITED

(Nitin Kumar Didwania)
 DIRECTOR
 DIN No. 00210289

VERITAS (INDIA) LIMITED
 Regd Office: 701 Embassy Centre, Nariman Point, Mumbai- 400 021
 CIN : L23209MH1985PLC035702

Statement of Assets and Liabilities for the Half Year ended 30th September, 2015 (Rs in Lacs)

	Particulars	As at Half Year ended 30-9-2015	As at Previous Accounting Year ended 31-3-2015
		UNAUDITED	AUDITED
		(STANDALONE)	
A	EQUITY AND LIABILITIES		
1	Shareholders' funds		
	a) Share Capital	268.10	242.10
	b) Reserves and Surplus	13,838.12	10,980.64
	Sub-total- Shareholders' Funds	14,106.22	11,222.74
2	Non-Current Liabilities		
	a) Long-term borrowings	66.85	115.88
	b) Deferred tax liabilities (net)	193.84	195.20
	c) Other long-term liabilities		
	Sub-total- Non-Current Liabilities	260.69	311.08
3	Current Liabilities		
	a) Short-term borrowings	1,567.50	1,760.69
	b) Trade payables	2,217.85	4,344.21
	c) Other current liabilities	207.93	516.68
	d) Short-term provisions	223.66	181.05
	Sub-total- Current Liabilities	4,216.94	6,802.63
	TOTAL- EQUITY AND LIABILITIES	18,583.84	18,336.45
B	ASSETS		
1	Non-Current Assets		
	a) Fixed Assets	801.70	773.45
	b) Goodwill on consolidation	-	-
	c) Non-Current investments	2,880.60	267.09
	d) Deferred Tax assets (net)	-	-
	e) Long-term Loans and Advances	65.59	65.59
	f) Other Non-Current Assets	-	-
	Sub-total- Non Current Assets	3,747.89	1,106.13
2	Current Assets		
	a) Current investments	-	-
	b) Inventories	920.15	2,325.59
	c) Trade Receivables	10,625.14	10,389.31
	d) Cash and Cash equivalents	1,385.18	1,469.42
	e) Short-term loans and advances	1,861.65	1,306.67
	f) Other Current assets	43.83	1,739.33
	Sub-total- Current Assets	14,835.95	17,230.32
	TOTAL- ASSETS	18,583.84	18,336.45



FOR VERITAS (INDIA) LIMITED

(Nitin Kumar Didwania)
 DIRECTOR
 DIN No. 00210289

Place: Mumbai
 Date: 10th November, 2015

Shabbir & Rita Associates LLP

CHARTERED ACCOUNTANTS

To,
The Board of Directors
Veritas (India) Limited
Mumbai


Limited Review Report

We have reviewed the accompanying statement of Unaudited Consolidated Financial results of M/S Veritas (India) Limited and its subsidiaries ("the Company") for the quarter ended 30-09-2015 (the "Statement") except for the disclosures regarding 'Public Shareholding' and 'Promoter and Promoter Group Shareholding' which have been traced from disclosures made by the management and have not been audited by us. This statement is the responsibility of the Company's Management and has been approved by the Board of Directors. Our responsibility is to issue a report on these financial statements based on our review.

We conducted our review in accordance with the Standard on Review Engagement (SRE) 2400, engagements to Review Financial Statements issued by the Institute of Chartered Accountants of India. This standard requires that we plan and perform the review to obtain moderate assurance as to whether the financial statements are free of material misstatement. A review is limited primarily to inquiries of Company personnel and an analytical procedure applied to financial data and thus provides less assurance than an audit. We have not performed an audit and accordingly, we do not express an audit opinion.

Based on our review conducted as above, nothing has come to our attention that causes us to believe that the accompanying statement of Unaudited financial results prepared in accordance with applicable accounting standards and other recognized accounting practices and policies has not disclosed the information required to be disclosed in terms of Clause 41 of the Listing Agreement including the manner in which it is to be disclosed, or that it contains any material misstatement.

For Shabbir & Rita Associates LLP
Chartered Accountants
FRN: 109420W



(Shabbir S. Bagasrawala)
Partner
Membership No. - 039865



Place: Mumbai
Date: November 10, 2015

VERITAS (INDIA) LIMITED

Regd Office: 701 Embassy Centre, Nariman Point, Mumbai- 400 021


CIN : L23209MH1985PLC035702

PART I

STATEMENT OF CONSOLIDATED UNAUDITED FINANCIAL RESULTS FOR THE QUARTER ENDED 30TH SEPTEMBER, 2015

(Rs. in Lacs)

	PARTICULARS	UNAUDITED					AUDITED
		(CONSOLIDATED)					Accounting Year ended 31-03-2015
		Quarter ended 30-09-2015	Quarter ended 30-06-2015	Corresponding Quarter ended 30-09-2014	Six months ended 30-9-2015	Six months ended 30-9-2014	
1	Income from Operations						
(a)	Net Sales/Income from Operations (Net of excise duty)	41,194.28	39,759.86	33,060.69	80,954.14	64,688.32	150,273.51
(b)	Other Operating Income	-	-	-	-	-	-
	TOTAL INCOME FROM OPERATIONS (Net)	41,194.28	39,759.86	33,060.69	80,954.14	64,688.32	150,273.51
2	Expenses						
a	Cost of Materials consumed	-	-	-	-	-	-
b	Purchases of stock-in-trade	39,767.14	35,973.61	31,231.68	75,740.75	61,661.74	145,541.54
c	Changes in inventories of finished goods, work-in-progress and stock-in-trade	(594.56)	2,000.00	8.26	1,405.44	(90.02)	(2,181.12)
d	Employee benefits expense	90.67	88.26	103.14	178.92	195.50	391.46
e	Depreciation and amortisation expense	17.17	14.87	1.86	32.04	33.50	60.03
f	Other expenses	98.26	143.61	199.64	241.88	301.20	813.40
	TOTAL EXPENSES	39,378.68	38,220.35	31,544.58	77,599.03	62,101.92	144,625.31
3	Profit / (Loss) from Operations before Other Income, finance costs and exceptional items (1-2)	1,815.60	1,539.51	1,516.10	3,355.10	2,586.40	5,648.21
4	Other Income	2.11	-	0.80	2.11	0.80	1.64
5	Profit / (Loss) from ordinary activities before finance costs and exceptional items (3+4)	1,817.71	1,539.51	1,516.90	3,357.21	2,587.20	5,649.85
6	Finance Costs	171.42	130.85	134.59	302.28	237.94	632.20
7	Profit / (Loss) from ordinary activities after finance costs but before exceptional items (5-6)	1,646.29	1,408.65	1,382.32	3,054.94	2,349.26	5,017.65
8	Exceptional Items	-	-	-	-	-	-
9	Profit/(Loss) from Ordinary Activities before tax (7+8)	1,646.29	1,408.65	1,382.32	3,054.94	2,349.26	5,017.65
10	Tax Expense	45.18	21.31	22.06	66.49	38.51	214.33
11	Net Profit / (Loss) from Ordinary Activities after tax (9-10)	1,601.10	1,387.34	1,360.26	2,988.45	2,310.75	4,803.32
12	Extraordinary Items	-	-	-	-	-	-
13	Net Profit / (Loss) for the period (11-12)	1,601.10	1,387.34	1,360.26	2,988.45	2,310.75	4,803.32
14	Share of Profit / (Loss) of Associates	-	-	-	-	-	-
15	Minority Interest	-	-	-	-	-	-
16	Net Profit / (Loss) after taxes, minority interest and Share of Profit / (Loss) of associates (13-14-15)	1,601.10	1,387.34	1,360.26	2,988.45	2,310.75	4,803.32
17	Paid-Up Equity Share Capital (Face Value of Re. 1/- each)	268.10	242.10	242.10	242.10	242.10	242.10
18	Reserves excluding Revaluation Reserves as per Balance Sheet of Previous Accounting Year	-	-	-	-	-	-
19. i	Earning Per Share (before extraordinary items) (of Re.1/- each) (not annualised):						
	a) Basic	5.97	5.73	5.62	12.34	9.54	19.84
	b) Diluted	5.97	5.73	5.62	12.34	9.54	19.84
19. ii	Earning Per Share (after extraordinary items) (of Re.1/- each) (not annualised):						
	a) Basic	5.97	5.73	5.62	12.34	9.54	19.84
	b) Diluted	5.97	5.73	5.62	12.34	9.54	19.84



PART II						
A PARTICULARS OF SHAREHOLDING						
1	Public Shareholding					
	-Number of Shares.	10,596,900	7,996,900	7,996,900	7,996,900	7,996,900
	-Percentage of Shareholding	39.53%	33.03%	33.03%	33.03%	33.03%
2	Promoters and promoter group Shareholding					
a)	Pledged/ Encumbered					
	- Number of Shares	-	-	-	-	-
	- Percentage of shares (as a % of the total shareholding of promoter & promoter group)	-	-	-	-	-
	- Percentage of shares (as a % of the total share capital of the company)	-	-	-	-	-
b)	Non-encumbered					
	- Number of Shares	16,213,100	16,213,100	16,213,100	16,213,100	16,213,100
	- Percentage of shares (as a % of the total shareholding of promoter & promoter group)	100%	100%	100%	100%	100%
	- Percentage of shares (as a % of the total share capital of the company)	60.47%	66.97%	66.97%	66.97%	66.97%

Particulars		3 months
B INVESTOR COMPLAINTS		
	Pending at the beginning of the quarter	NIL
	Received during the quarter	NIL
	Disposed off during the quarter	NIL
	Remaining unresolved at the end of the quarter	NIL

Notes:

- 1 The above Unaudited financial results have been reviewed by the Audit Committee and the same have been taken on record by the Board of Directors at its meeting held on 10th November, 2015.
- 2 The Statutory Auditors have carried out a Limited Review of the results for the quarter ended on 30th September, 2015.
- 3 Your Company has incorporated wholly owned subsidiary M/s Veritas Americas Trading Inc, under the laws of the State of Texas.
- 4 Previous period figures have been regrouped/rearranged wherever necessary.
- 5 The unaudited financial results of the Company for the quarter ended 30th September, 2015 are available on the Company's website "www.veritasindia.net" and Bombay Stock Exchange website "www.bseindia.com".

(Rs. in Lacs)

6	Standalone Financial Details	Quarter ended	Quarter ended	Corresponding	Six months	Six months	Accounting
		30-09-2015	30-06-2015	Quarter ended	ended	ended	Year ended
		UNAUDITED				AUDITED	
	Total Income From Operations Net	12,067.12	14,172.31	11,848.62	26,239.43	22,987.48	50,595.01
	Profit before tax	243.36	106.64	99.01	350.00	181.27	1088.89
	Profit after tax	198.15	85.31	76.69	283.46	142.50	876.84

Place: Mumbai
Date: 10th November, 2015



FOR VERITAS (INDIA) LIMITED

(Nitin Kumar Didwania)
DIRECTOR
DIN No. 00210289

VERITAS (INDIA) LIMITED
 Regd Office: 701 Embassy Centre, Nariman Point, Mumbai- 400 021
 CIN : L23209MH1985PLC035702
Segment Reporting under Clause 41 of Listing Agreement

		UNAUDITED					Rs. in Lacs
		(CONSOLIDATED)					AUDITED
PARTICULARS		Quarter ended 30-09-2015	Quarter ended 30-06-2015	Corresponding Quarter ended 30-09-2014	Six months ended 30-9-2015	Six months ended 30-9-2014	Accounting Year ended 31-03-2015
1	Segment Revenue (Net Sales/ Income from each segment)						
a)	Segment A- (Trading in Goods)	41,157.55	39,745.63	33,052.00	80,903.18	64,672.81	150,249.38
b)	Segment B - (Power Generation- Windmill)	36.73	14.23	8.69	50.96	15.51	24.13
C)	Unallocated	-	-	-	-	-	-
	TOTAL	41,194.28	39,759.86	33,060.69	80,954.14	64,688.32	150,273.51
	Less: Inter Segment Revenue	-	-	-	-	-	-
	Net Sales/Income from Operations	41,194.28	39,759.86	33,060.69	80,954.14	64,688.32	150,273.51
2	Segment Results (Profit before tax and interest from each Segment)						
a)	Segment A- (Trading in Goods)	1,790.59	1,541.78	1,528.70	3,332.37	2,601.62	5,680.25
b)	Segment B - (Power Generation- Windmill)	25.00	(2.28)	(12.59)	22.73	(15.22)	(32.05)
C)	Unallocated	2.11	-	0.80	2.11	0.80	1.64
	TOTAL	1,817.70	1,539.51	1,516.91	3,357.21	2,587.20	5,649.84
	Less:						
i.	Interest	171.42	130.85	134.59	302.28	237.94	632.20
ii.	Other Un-allocable Expenditure net off	-	-	-	-	-	-
iii.	Un-allocable income	-	-	-	-	-	-
	TOTAL Profit / (Loss) before Tax	1,646.28	1,408.65	1,382.33	3,054.94	2,349.26	5,017.64
3	Capital Employed (Segment assets- Segment Liabilities)						
a)	Segment A- (Trading in Goods)	122,774.61	117,516.28	107,597.51	122,774.61	107,597.51	109,555.30
b)	Segment B - (Power Generation- Windmill)	484.86	450.28	401.86	484.86	401.86	425.74
C)	Unallocated	-	-	-	-	-	-
	TOTAL	123,259.47	117,966.56	107,999.37	123,259.47	107,999.37	109,981.04

Place: Mumbai
 Date: 10th November, 2015



For VERITAS (INDIA) LIMITED

(Nitin Kumar Didwania)
 DIRECTOR
 † DIN No. 00210289

VERITAS (INDIA) LIMITED
Regd Office: 701 Embassy Centre, Nariman Point, Mumbai- 400 021
CIN : L23209MH1985PLC035702

Statement of Assets and Liabilities for the Half Year ended 30th September, 2015 (Rs in Lacs)

	Particulars	As at Half	As at Previous
		Year ended	Accounting Year
		30-9-2015	ended 31-3-2015
		UNAUDITED	AUDITED
(CONSOLIDATED)			
A	EQUITY AND LIABILITIES		
1	Shareholders' funds		
	a) Share Capital	268.10	242.10
	b) Reserves and Surplus	108,129.20	102,106.99
	Sub-total- Shareholders'Funds	108,397.30	102,349.09
2	Non-Current Liabilities		
	a) Long-term borrowings	13,177.55	6,839.53
	b) Deferred tax liabilities (net)	194.45	195.85
	c) Other long-term liabilities	1,490.17	596.57
	Sub-total- Non-Current Liabilities	14,862.17	7,631.95
3	Current Liabilities		
	a) Short-term borrowings	23,229.82	14,003.98
	b) Trade payables	7,602.92	17,894.17
	c) Other current liabilities	251.03	555.98
	d) Short-term provisions	223.66	181.05
	Sub-total- Current Liabilities	31,307.43	32,635.18
	TOTAL- EQUITY AND LIABILITIES	154,566.90	142,616.22
B	ASSETS		
1	Non-Current Assets		
	a) Fixed Assets	105,255.65	93,999.95
	b) Goodwill on consolidation	0.68	0.68
	c) Non-Current investments	109.98	109.98
	d) Deferred Tax assets (net)	-	-
	e) Long-term Loans and Advances	65.59	65.59
	f) Other Non-Current Assets	-	-
	Sub-total- Non Current Assets	105,431.90	94,176.20
2	Current Assets		
	a) Current investments	-	-
	b) Inventories	944.00	2,349.44
	c) Trade Receivables	37,955.96	34,435.00
	d) Cash and Cash equivalents	1,467.09	1,537.83
	e) Short-term loans and advances	5,706.41	8,463.61
	f) Other Current assets	3,061.54	1,654.14
	Sub-total- Current Assets	49,135.00	48,440.02
	TOTAL- ASSETS	154,566.90	142,616.22



FOR VERITAS (INDIA) LIMITED

(Nitin Kumar Didwania)
DIRECTOR
DIN No. 00210289

Place: Mumbai
Date: 10th November, 2015