

## Introductory sub-table (I)(a)

Name of the Company: VERITAS (INDIA) LIMITED

Scrip Code : 512229 Name of the scrip : VERITAS, class of security : EQUITY

Quarter ended : Decembr 2014

Partly paid-up shares:-	No. of partly paid-up shares	As a % of total no. of partly paid-up shares	As a % of total no. of shares of the company
Held by promoter/promoter group	0	0	0
Held by public	0	0	0
<b>Total</b>	<b>0</b>	<b>0</b>	<b>0</b>
Outstanding convertible securities:-	No. of outstanding securities	As a % of total no. of outstanding convertible securities	As a % of total no. of shares of the company, assuming full conversion of the convertible securities
Held by promoter/promoter group	0	0	0
Held by public	0	0	0
<b>Total</b>	<b>0</b>	<b>0</b>	<b>0</b>
Warrants:-	No. of warrants	As a % of total no. of warrants	As a % of total no. of shares of the company, assuming full conversion of warrants
Held by promoter/promoter group	0	0	0
Held by public	0	0	0
<b>Total</b>	<b>0</b>	<b>0</b>	<b>0</b>
<b>Total paid-up capital of the company, assuming full conversion of warrants and convertible securities</b>	<b>24,210,000</b>		

Rs. 2,42,10,000/- (2,42,10,000 Equity Shares of Face Value of Re. 1/- each)

\*Note:- The said figure of paid-up share capital i.e. Rs. 2,42,10,000/- denotes the paid-up share capital of the Company comprising of fully paid-up Equity Shares only and that there are no outstanding Convertible Securities / Warrants or Partly paid -up shares and that the Company has not issued any such securities etc. during the quarter ended on **31st December, 2014**.

For VERITAS (INDIA) LIMITED

*Mukul Tam*  
Company Secretary

**Statement Showing Shareholding Pattern**

Category code	Category of Shareholder	Number of Shareholders	Table (I)(a)		Total shareholding as a percentage of total number of shares		Shares Pledged or otherwise encumbered	
			Total number of shares	Number of shares held in dematerialized form	As a percentage of (A+B) <sup>1</sup>	As a percentage of (A+B+C)	Number of shares	As a percentage
			(IV)	(V)	(VI)	(VII)	(VIII)	(IX)= (VIII)/(IV)*100
(A)	<b>Shareholding of Promoter and Promoter Group<sup>2</sup></b>							
<b>1</b>	<b>Indian</b>							
(a)	Individuals/ Hindu Undivided Family	2	15,963,100	15,963,100	65.94	65.94		0.00
(b)	Central Government/ State Government(s)		0	0	0.00	0.00		0.00
(c)	Bodies Corporate	1	250,000	250,000	1.03	1.03		0.00
(d)	Financial Institutions/ Banks		0	0	0.00	0.00		0.00
(e)	Any Others(Specify)		0	0	0.00	0.00		0.00
(e-i)					0.00	0.00		0.00
(e-ii)					0.00	0.00		0.00
	<b>Sub Total(A)(1)</b>	<b>3</b>	<b>16,213,100</b>	<b>16,213,100</b>	<b>66.97</b>	<b>66.97</b>	<b>0</b>	<b>0.00</b>
<b>2</b>	<b>Foreign</b>							
a	Individuals (Non-Residents Individuals/ Foreign Individuals)		0	0	0.00	0.00		0.00
b	Bodies Corporate		0	0	0.00	0.00		0.00
c	Institutions		0	0	0.00	0.00		0.00
d	Qualified Foreign Investor		0	0	0.00	0.00		0.00
e	Any Others(Specify)		0	0	0.00	0.00		0.00
e-i			0	0	0.00	0.00		0.00
e-ii								
	<b>Sub Total(A)(2)</b>	<b>0</b>	<b>0</b>	<b>0</b>	<b>0.00</b>	<b>0.00</b>	<b>0</b>	<b>0.00</b>
	<b>Total Shareholding of Promoter and Promoter Group (A)= (A)(1)+(A)(2)</b>	<b>3</b>	<b>16,213,100</b>	<b>16,213,100</b>	<b>66.97</b>	<b>66.97</b>	<b>0</b>	<b>0.00</b>

For VERITAS (INDIA) LIMITED

*Murkah Tamh*

Company Secretary

Category code	Category of Shareholder	Number of Shareholders	Total number of shares	Number of shares held in dematerialized form	Total shareholding as a percentage of total number of shares		Shares Pledged or otherwise encumbered	
					As a percentage of (A+B) <sup>1</sup>	As a percentage of (A+B+C)	Number of shares	As a percentage
(I)	(II)	(III)	(IV)	(V)	(VI)	(VII)	(VIII)	(IX)= (VIII)/(IV)*100
<b>(B)</b>	<b>Public shareholding</b>							
<b>1</b>	<b>Institutions</b>							
(a)	Mutual Funds/ UTI		0	0	0.00	0.00		
(b)	Financial Institutions / Banks		0	0	0.00	0.00		
(c)	Central Government/ State Government(s)		0	0	0.00	0.00		
(d)	Venture Capital Funds		0	0	0.00	0.00		
(e)	Insurance Companies		0	0	0.00	0.00		
(f)	Foreign Institutional Investors		0	0	0.00	0.00		
(g)	Foreign Venture Capital Investors		0	0	0.00	0.00		
(h)	Qualified Foreign Investor		0	0	0.00	0.00		
(i)	Any Other (specify)		0	0	0.00	0.00		
(i-ii)			0	0	0.00	0.00		
(i-ii)								
	<b>Sub-Total (B)(1)</b>		<b>0</b>	<b>0</b>	<b>0.00</b>	<b>0.00</b>		
<b>B 2</b>	<b>Non-institutions</b>							
(a)	Bodies Corporate	15	1,476,146	1,014,146	6.10	6.10		
(b)	Individuals		0	0	0.00	0.00		
I	Individuals -i. Individual shareholders holding nominal share capital up to Rs 1 lakh	403	710,151	99,551	2.93	2.93		
II	ii. Individual shareholders holding nominal share capital in excess of Rs. 1 lakh.	6	1,810,224	102,154	7.48	7.48		
(c)	Qualified Foreign Investor		0	0	0.00	0.00		
(d)	Any Other (specify)							
(d-i)	Clearing Members	4	154	154	0.00	0.00		
(d-ii)	NRI / OCBs	6	225	225	0.00	0.00		
(d-iii)	Other Category	2	4,000,000	0	16.52	16.52		
	<b>Sub-Total (B)(2)</b>	<b>436</b>	<b>7,996,900</b>	<b>1,216,230</b>	<b>33.03</b>	<b>33.03</b>		
<b>(B)</b>	<b>Total Public Shareholding (B)=(B)(1)+(B)(2)</b>	<b>436</b>	<b>7,996,900</b>	<b>1,216,230</b>	<b>33.03</b>	<b>33.03</b>		
	<b>TOTAL (A)+(B)</b>	<b>439</b>	<b>24,210,000</b>	<b>17,429,330</b>	<b>100.00</b>	<b>100.00</b>		

For VERITAS (INDIA) LIMITED

*Mukesh Panik*

Company Secretary

Category code	Category of Shareholder	Number of Shareholders	Total number of shares	Number of shares held in dematerialized form	Total shareholding as a percentage of total number of shares		Shares Pledged or otherwise encumbered	
					As a percentage of (A+B) <sup>1</sup>	As a percentage of (A+B+C)	Number of shares	As a percentage
(I)	(II)	(III)	(IV)	(V)	(VI)	(VII)	(VIII)	(IX) = (VIII)/(IV)*100
(C)	Shares held by Custodians and against which Depository Receipts have been issued							
1	Promoter and Promoter Group					0.00		0.00
2	Public					0.00		
	Sub-Total (C)	0	0	0		0	0	
	GRAND TOTAL (A)+(B)+(C)	439	24,210,000	17,429,330		100.00	0	0.00

For VERITAS (INDIA) LIMITED

*M. Subramanian*  
Company Secretary


Sr.No	Notes
1	N.A
2	
3	
4	
5	
6	
7	
8	
9	



**(I)(b) Statement showing holding of securities (including shares, warrants, convertible securities) of persons belonging to the category "Promoter and Promoter Group"**


Sr.	Name of the shareholder	Details of Shares held		Encumbered shares (*)			Details of warrants		Details of convertible securities		Total shares (including underlying shares assuming full conversion of warrants and convertible securities) as a % of diluted share capital	
		Number of shares held	As a % of grand total (A)+(B)+(C)	No.	As a percentage	As a % of grand total (A)+(B)+(C) of sub-clause (I)(a)	Number of warrants held	As a % total number of warrants of the same class	Number of convertible securities held	As a % total number of convertible securities of the same class		
No.	(I)	(II)	(III)	(IV)	(V)	(VI)=(V)/(III)*100	(VII)	(VIII)	(IX)	(X)	(XI)	(XII)
1	GROUP VERITAS LTD	250,000	1.03			0.00	0.00		0		0	1.033
2	NITI NITINKUMAR DIDWANIA	6,713,100	27.73			0.00	0.00		0		0	27.73
3	NITIN DIDWANIA	9,250,000	38.21			0.00	0.00		0		0	38.21
	<b>TOTAL</b>	<b>16,213,100</b>	<b>66.97</b>	<b>0</b>	<b>0.00</b>	<b>0.00</b>	<b>0.00</b>	<b>0</b>	<b>0</b>	<b>0</b>	<b>0</b>	<b>66.97</b>

(\*) The term "encumbrance" has the same meaning as assigned to it in regulation 28(3) of the SAST Regulations, 2011




**(I)(c)(i) Statement showing holding of securities (including shares, warrants, convertible securities) of persons belonging to the category "Public" and holding more than 1% of the total number of shares**

Sr. No.	Name of the shareholder	Number of shares held	Shares as a percentage of total number of shares {i.e., Grand Total (A)+(B)+(C) indicated in Statement at para (I)(a) above}	Details of warrants		Details of convertible		Total shares (including underlying shares assuming full conversion of warrants and convertible securities) as a % of diluted share capital
				Number of warrants held	As a % total number of warrants of the same class	Number of convertible securities held	% w.r.t total number of convertible securities of the same class	
1	AGARWAL SANJAY	544,000	2.25		0		0	2.25
2	AMAN BHATIA	400,000	1.65		0		0	1.65
3	MANISH HARSHAD SANGHVI	264,570	1.09		0		0	1.09
4	NEETI BHATIA	350,000	1.45		0		0	1.45
5	KAMALSINI TRADE LINK PVT LTD	1,471,300	6.08		0		0	6.08
6	AVENTIA GLOBAL LIMITED	1,000,000	4.13		0		0	4.13
7	ONIX ASSETS LIMITED	3,000,000	12.39		0		0	12.39
<b>TOTAL</b>		<b>7,029,870</b>	<b>29.04</b>	<b>0</b>	<b>0</b>	<b>0</b>	<b>0</b>	<b>29.04</b>



**(I)(c)(ii) Statement showing holding of securities (including shares, warrants, convertible securities) of persons (together with PAC) belonging to the category "Public" and holding more than 5% of the total number of shares of the company**

Sr. No.	Name(s) of the shareholder(s) and the Persons Acting in Concert (PAC) with them	Number of shares	Shares as a percentage of total number of shares {i.e., Grand Total (A)+(B)+(C) indicated in Statement at para (I)(a) above}	Details of warrants		Details of convertible		Total shares (including underlying shares assuming full conversion of warrants and convertible securities) as a % of diluted share capital
				Number of warrants	As a % total number of warrants of the same class	Number of convertible securities held	% w.r.t total number of convertible securities of the same class	
1	ONIX ASSETS LIMITED	3,000,000	12.39		0		0	12.39
2	KAMALSINI TRADE LINK PVT LTD	1,471,300	6.08		0		0	6.08
3			0.00		0		0	0
4			0.00		0		0	0
5			0.00		0		0	0
6			0.00		0		0	0
7			0.00		0		0	0
8			0.00		0		0	0
9			0.00		0		0	0
10			0.00		0		0	0
<b>TOTAL</b>		<b>4,471,300</b>	<b>18.47</b>		<b>0</b>	<b>0</b>	<b>0</b>	<b>18.47</b>





(I)(d) Statement showing details of locked-in shares

Sr. No.	Name of the shareholder	Number of locked-in shares	Locked-in shares as a percentage of total number of shares {i.e., Grand Total (A)+(B)+(C) indicated in Statement at para (I)(a) above}	Promoter/Pomoter Group/Public
1	N.A		0.00	
2	N.A		0.00	
3			0.00	
4			0.00	
5			0.00	
6			0.00	
7			0.00	
8			0.00	
9			0.00	
<b>TOTAL</b>		<b>0</b>	<b>0.00</b>	



(II)(a) Statement showing details of Depository Receipts (DRs)

Sr. No.	Type of outstanding DR (ADRs, GDRs, SDRs, etc.)	Number of outstanding DRs	Number of shares underlying outstanding DRs	Shares underlying outstanding DRs as a percentage of total number of shares {i.e., Grand Total (A)+(B)+(C) indicated in Statement at para (I)(a) above}
1	N.A			0.00
2				0.00
3				0.00
4				0.00
5				0.00
6				0.00
7				0.00
8				0.00
9				0.00
<b>TOTAL</b>		<b>0</b>	<b>0</b>	<b>0.00</b>



